




HC-CARGO @ TecAlliance

Optimal Ordering Process

From Order to Invoice



TecAlliance
Certified Data Supplier

Your Trusted Partner

Your Trusted Partner!

Partnership with HC-CARGO

What is „TecAlliance“



TecAlliance is a service portal for suppliers and buyers from the automotive industry.

Your benefits:

- ✓ Check price conditions and availability in real time
- ✓ Fast and easy ordering process
- ✓ Automatic transmission of order and shipping confirmations

HC-CARGO is now part of the TecAlliance Order Managers.
Start with TecAlliance Order Manager and optimize your ordering process.

If you are not yet a TecAlliance customer, use the following link to see details on how to join TecAlliance.

You can also find detailed instructions on our online shop at:

<https://hc-cargo.com/com-en/teccom-partnership>



Your Trusted Partner!

HC-CARGO tested products and processes

Registration for the Order Manager

To register for the order manager, you need a TecCom ID and a password.
Here's how you can register as a TecAlliance customer.


Become a TecAlliance customer


By filling out this form you will receive a TecID and password from our Support and become a TecAlliance customer. With this ID you can register in Order Manager, create business relations and order.

In case you want to be added to an existing organization on the Order manager platform, please contact one of its administrators.
Need more help? [Check our wiki article.](#)

Salutation	First Name	Last Name
<input type="text" value="Mrs."/> ▼	<input type="text"/>	<input type="text"/>
Email	Phone Number	Address
<input type="text"/>	<input type="text"/>	<input type="text"/>
ZIP Code	City	Country
<input type="text"/>	<input type="text"/>	<input type="text" value="Please, select a country"/> ▼
Company Name	Role	Language
<input type="text"/>	<input type="text" value="Buyer"/> ▼	<input type="text" value="English"/> ▼

[< Back to Login](#)



 Enter captcha

REQUEST NEW TECCOM ID

1. Enter your data and don't forget to select the role as buyer.
2. Once you have entered your data, click on Register new TecCom ID.
3. You will then receive a TecCom ID and a password from TecAlliance.
4. Then go to [ID Register with Teccom ID](https://teccom.tecalliance.net/newapp/auth/welcome)
(<https://teccom.tecalliance.net/newapp/auth/welcome>)
5. Enter your received TecCom ID and password and press „Confirm“.

The TecCom ID is a key for your organization to use the order manager,
which is free of charge for you.

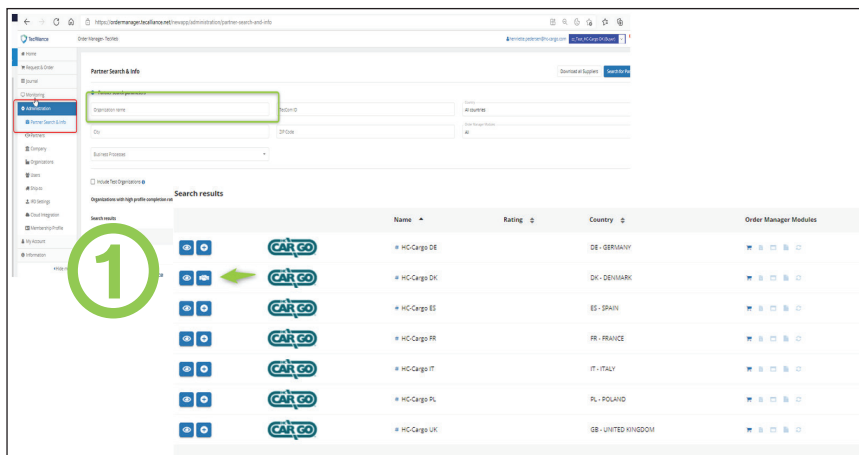
Note! TecAlliance supports the following browsers: Edge, Firefox and Chrome

Partnership with HC-CARGO - How it works

You can also find detailed instructions on our online shop at:
<https://hc-cargo.com/com-en/teccon-partnership?>

Here, we provide you with step-by-step instructions. To establish a partnership with HC-CARGO, search for HC-CARGO, then send us a request.

- Go to Administration and click on Search TecCom Network
- Search for HC-CARGO



Complete instructions:
Scan the QR code

